



BASANT VALLEY PUBLIC SCHOOL  
PLOT NO. 119, SECTOR - 46, GURUGRAM

SUMMER HOLIDAY HOMEWORK  
SESSION: 2024-25  
CLASS - M2 (TULIP)

# SUMMER HOLIDAYS

# HOMEWORK



**Note - Summer Vacations will be from 20<sup>th</sup> May 2024 to 30<sup>th</sup> June 2024 and School will reopen on 1<sup>st</sup> July 2024.**

**Kindly submit the Holiday Homework by 2<sup>nd</sup> July 2024.**

Dear Parents,

We know you are looking forward to spend some constructive time with your child during the summer vacations. Here are some of the fun filled activities to utilize your valuable time. We hope that you will enjoy doing each activity with the child and make the holidays fruitful and exciting.


Some of the suggested activities for your child are -

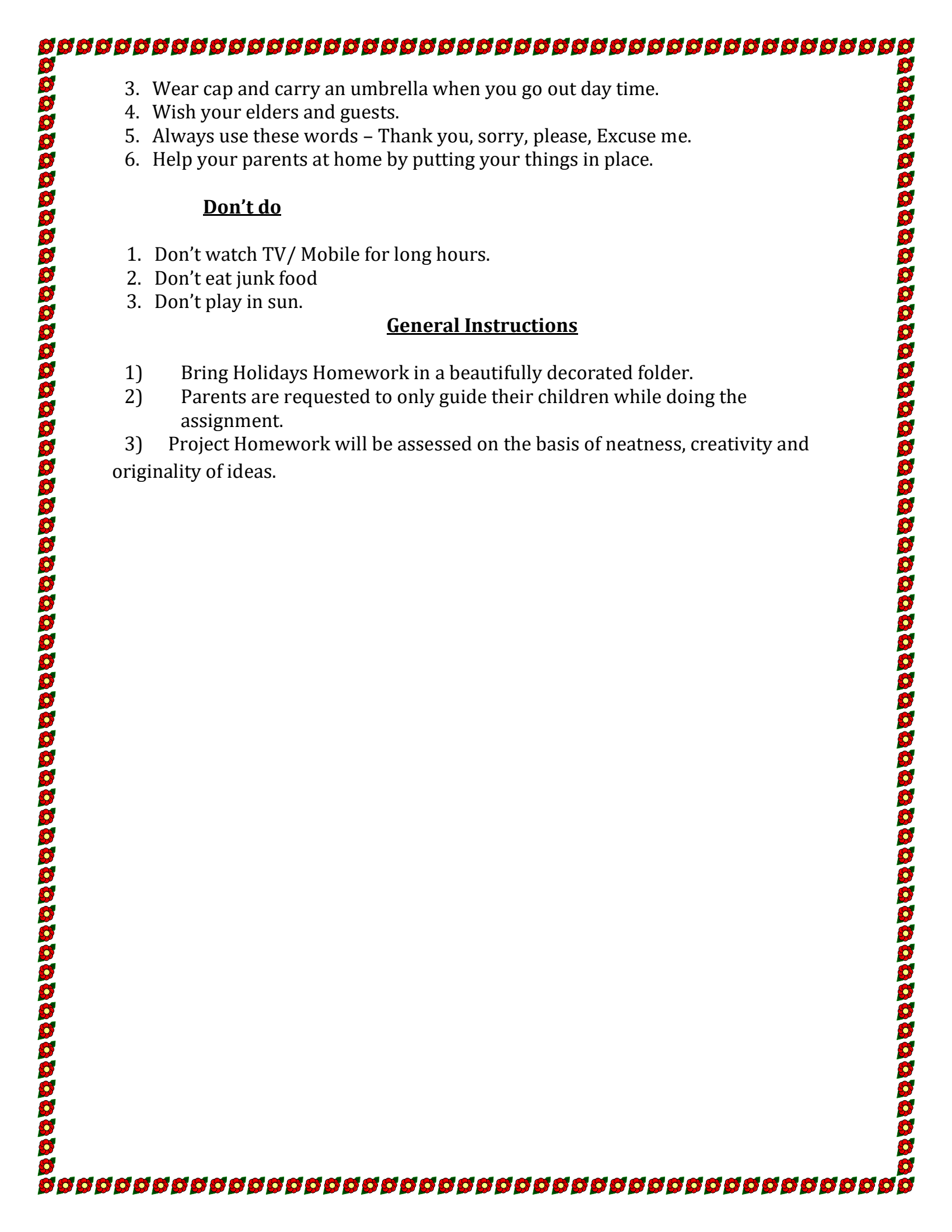
1. Get up early in the morning and see the rising sun.
2. Go for nature walk.
3. Feel the fresh air take a deep breath and do breathing exercises.
4. Hear the birds chirping.
5. Water the plants and feed the birds.

### Tips for summer Break

#### Do's

1. Always start your day with prayers.
2. Drink lots of liquids like water, juice etc.



- 
3. Wear cap and carry an umbrella when you go out day time.
  4. Wish your elders and guests.
  5. Always use these words – Thank you, sorry, please, Excuse me.
  6. Help your parents at home by putting your things in place.

### **Don't do**



1. Don't watch TV/ Mobile for long hours.
2. Don't eat junk food
3. Don't play in sun.

### **General Instructions**





- 1) Bring Holidays Homework in a beautifully decorated folder.
- 2) Parents are requested to only guide their children while doing the assignment.
- 3) Project Homework will be assessed on the basis of neatness, creativity and originality of ideas.





ENGLISH

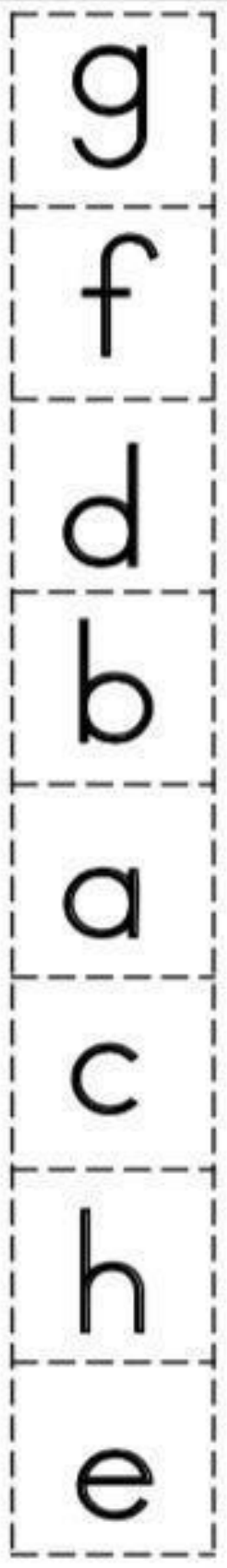
WORKSHEET - 1

Cut and Paste   
**Alphabet Match** 

Cut out the lowercase letters.  
Paste them by the matching uppercase letters.

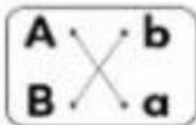
A   
B   
C   
D 

E   
F   
G   
H 



WORKSHEET - 2

Draw a line to match each uppercase letter to its lowercase letter



A



B



C



D



E



F



G



H



c



e



b



a



h



g



f

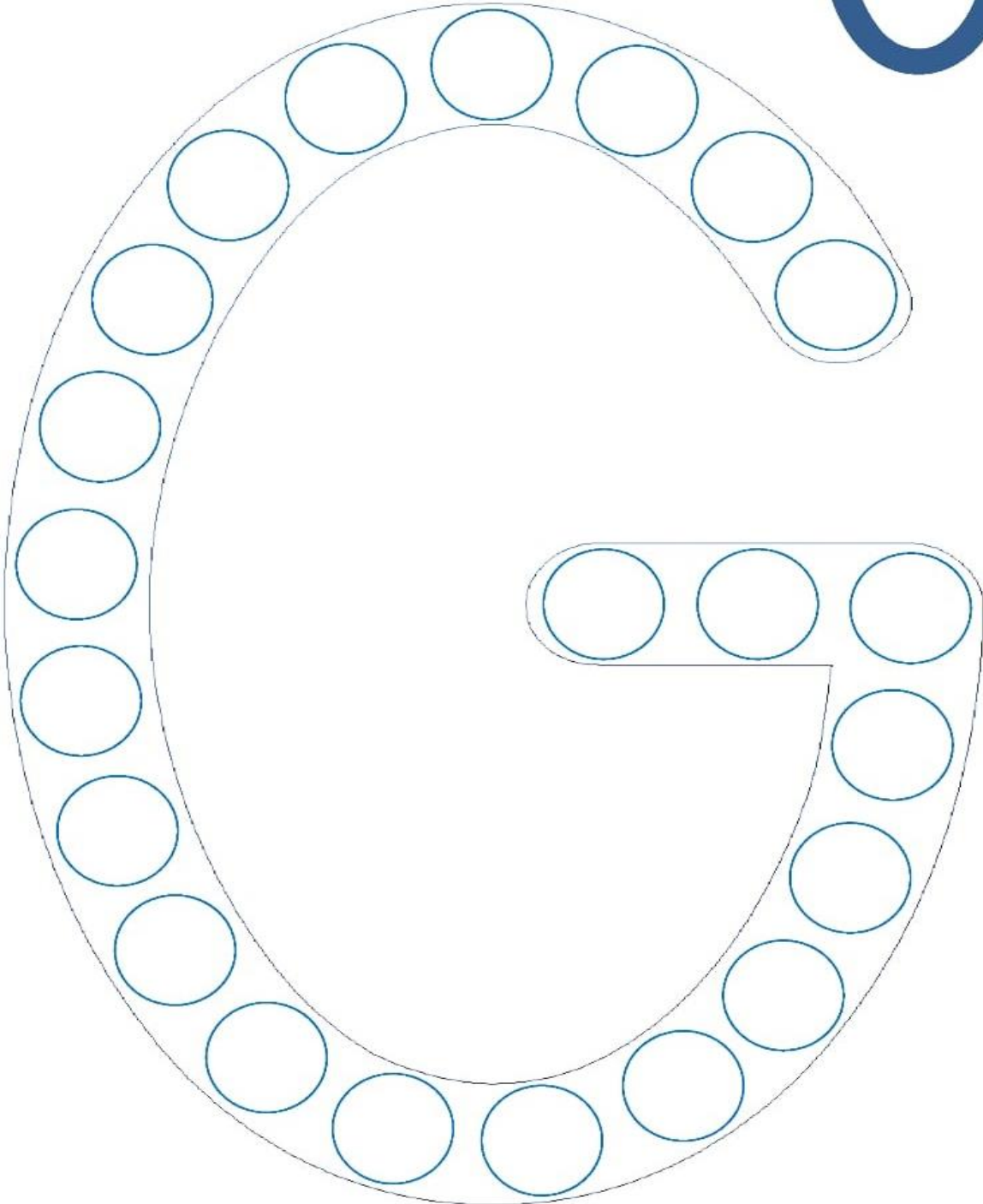


d

WORKSHEET - 3


**Pom-Pom Letter Tracing**

Trace the letter by placing pom-poms, buttons or pebbles on the circles.



WORKSHEET - 4

Aa




apple

A	A	A	A	A
A	A	A	A	A
a	a	a	a	a
a	a	a	a	a

WORKSHEET - 5

Bb



banana

B

B

B

B

B

B

B

B

B

B

b

b

b

b

b

b

b

b


b

b

WORKSHEET - 6

**E is for elephant**


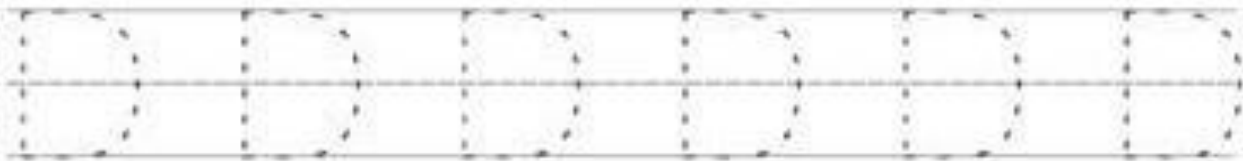
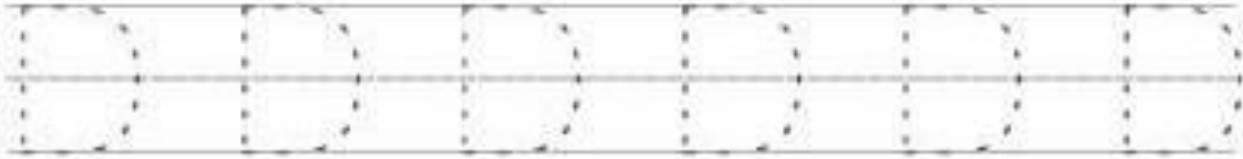
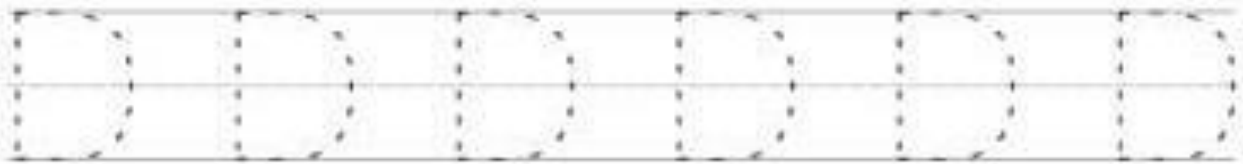
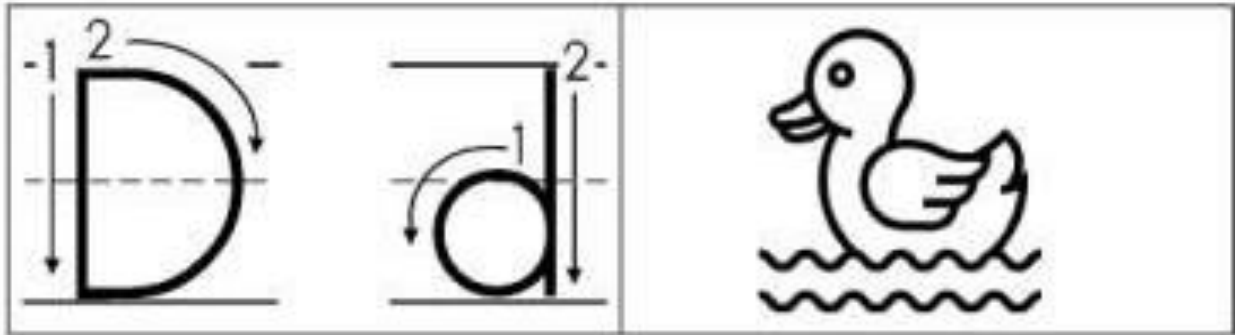
E e





WORKSHEET-7

# Trace Letter D



MATHS  
WORKSHEET - 1

“Count &  the correct number”



1 2 3 4 5



1 2 3 4 5



6 7 8 9 10



6 7 8 9 10



1 2 3 4 5



6 7 8 9 10



6 7 8 9 10



1 2 3 4 5

WORKSHEET - 2

Count the stars on each balloon.  
Match with the correct number.



6

4

5

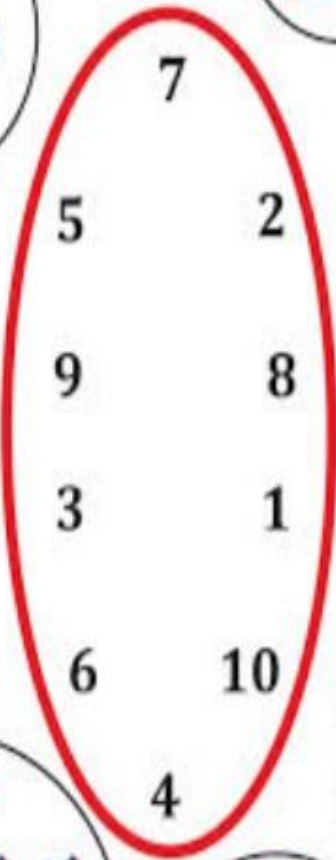

2

3

WORKSHEET - 3

Count and match

Match each set of objects to the correct number.



WORKSHEET - 4

Make a match!



3

5

8

7

1

6

9

2



10

4



WORKSHEET - 5

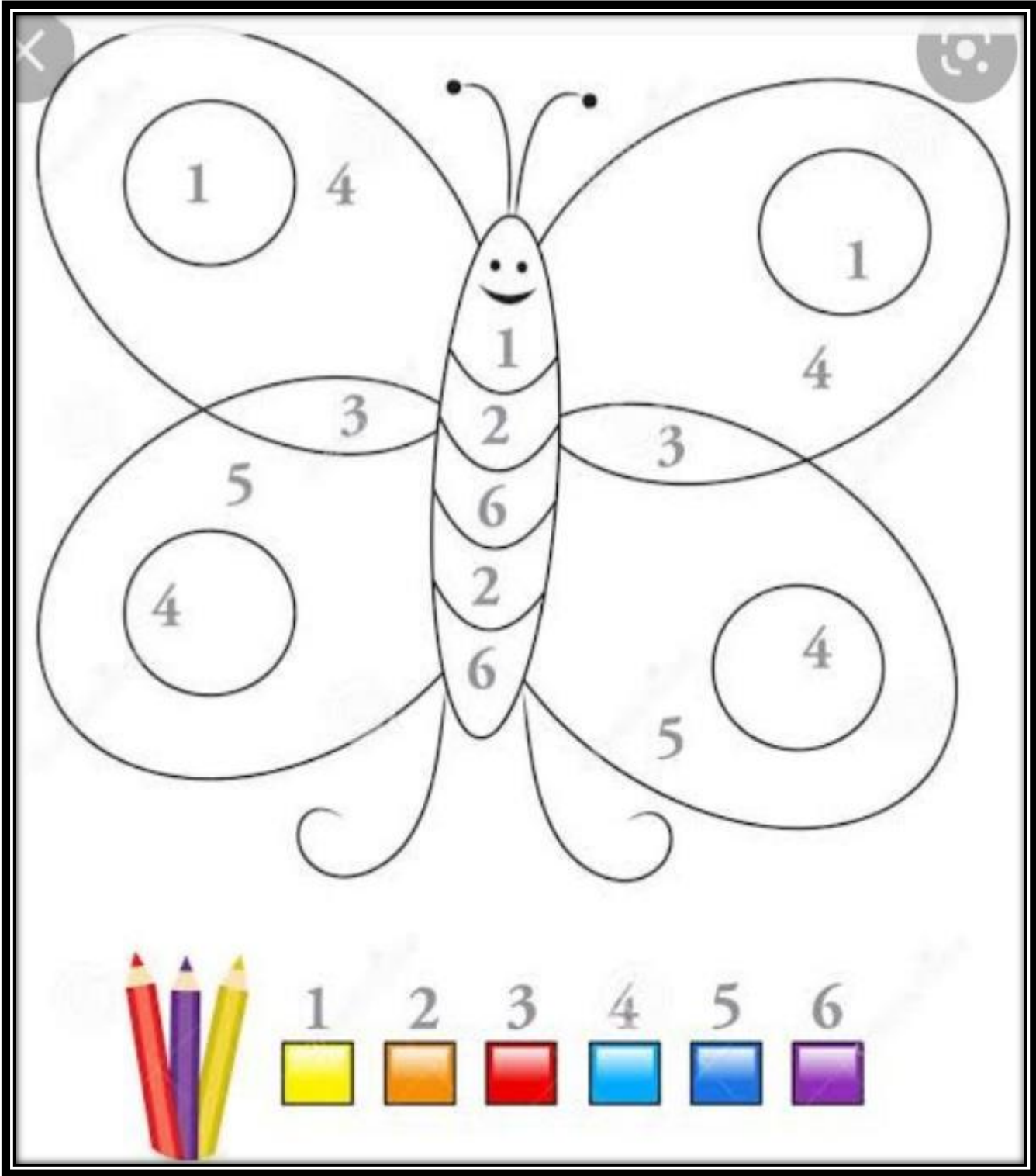
Colour according to the given colour code.



WORKSHEET - 6

1	•	1	1	1	1	1	1
2	••	2	2	2	2	2	2
3	•••	3	3	3	3	3	3
4	••••	4	4	4	4	4	4
5	•••••	5	5	5	5	5	5
6	••••••	6	6	6	6	6	6
7	•••••••	7	7	7	7	7	7
8	••••••••	8	8	8	8	8	8
9	•••••••••	9	9	9	9	9	9
10	••••••••••	10	10	10	10	10	10

WORKSHEET - 7





WORKSHEET - 8

Trace the numbers then cut and  
stick the missing numbers 1-10




2	7	10	3	5
6	4	8	9	1


WORKSHEET - 9

Count the items and write in the box:



WORKSHEET - 10

# Connect the Dots!



हिन्दी

WORKSHEET - 1

अ

अ

अ

अ

अ

अ

अ

आ

आ

आ

आ

आ

आ

आ

इ

इ

इ

इ

इ

इ

इ

ई

ई

ई

ई

ई

ई

ई

उ

उ

उ

उ

उ

उ

उ

ऊ

ऊ

ऊ

ऊ

ऊ

ऊ

ऊ

WORKSHEET - 2

सही स्वर पर गोला बनाओ ।



अ आ इ



इ अ आ



अ आ इ



अ आ इ



इ अ आ



इ आ अ



अ आ इ

WORKSHEET - 3

चित्र का सही वर्ण को ढूँढ कर गोला बनाओ



आ अ ऊ इ



इ ई ऊ ँ



उ ऊ ँ ँ



आ उ इ उ



ऊ अ ऊ ँ



ऊ अ आ अ

WORKSHEET - 4

हिंदी अक्षर को सही चित्र के साथ मिलाइए

Match the given Hindi letter with the correct picture

अ



आ



अ



आ



उ



इ



ई



WORKSHEET - 5

मिलान करिए।



आ

ओ

ऐ

अं

उ

ऊ

ऋ

अ

ई

औ

इ

ए



1






E.V.S  
WORKSHEET - 1


My Family

Paste the photographs of your family members in the tree.



WORKSHEET-2

Trace the patterns








WORKSHEET - 3

Loops and Curves

Trace the dots and form loops and curves.

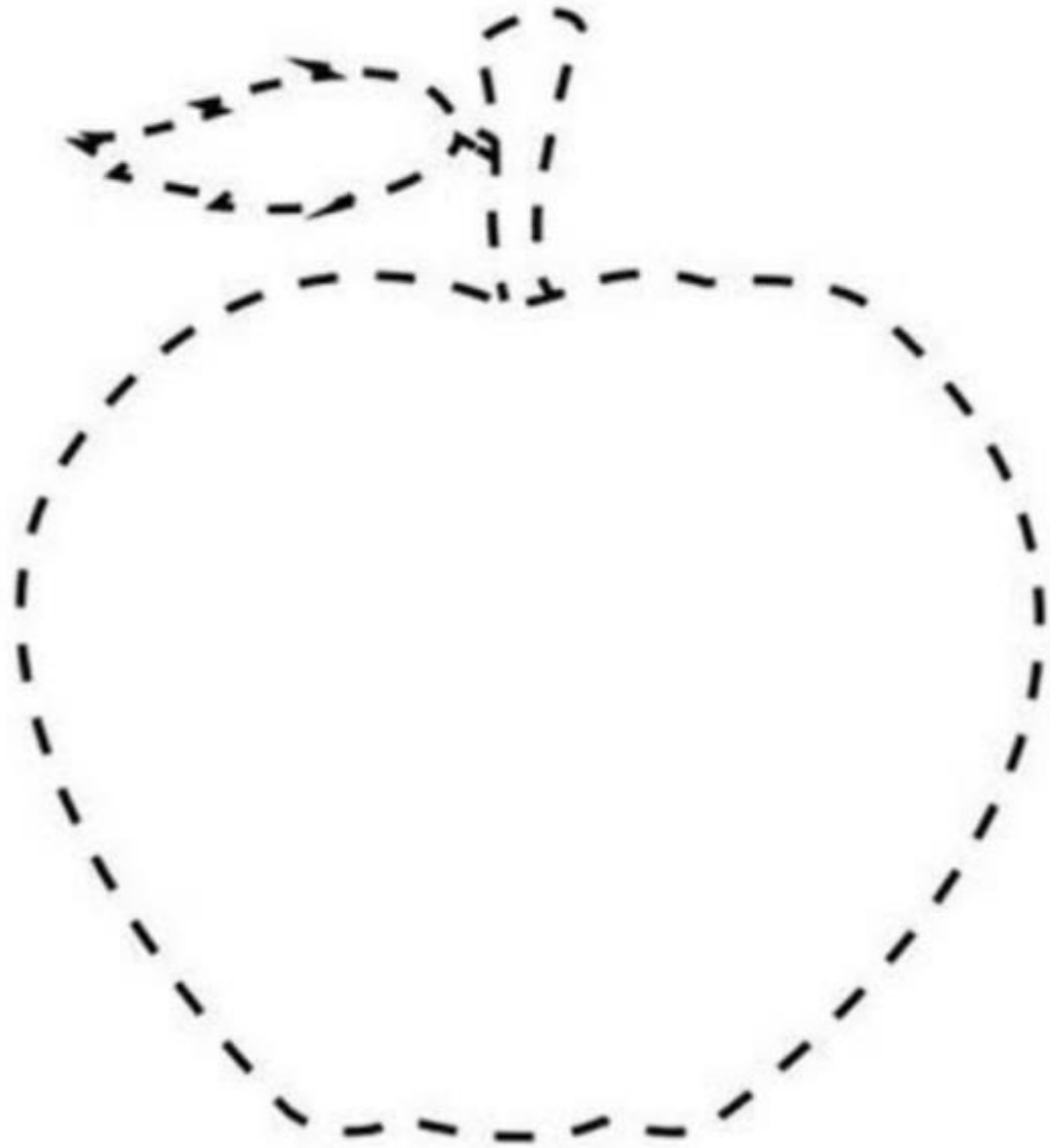
A

B



WORKSHEET - 4

Join the dotted lines to make an apple and colour it

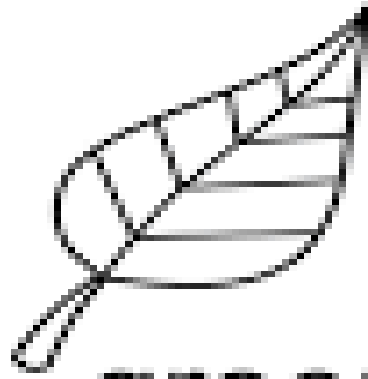


WORKSHEET - 5

Colour



red



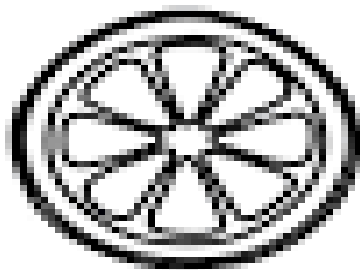
green



yellow




blue



orange

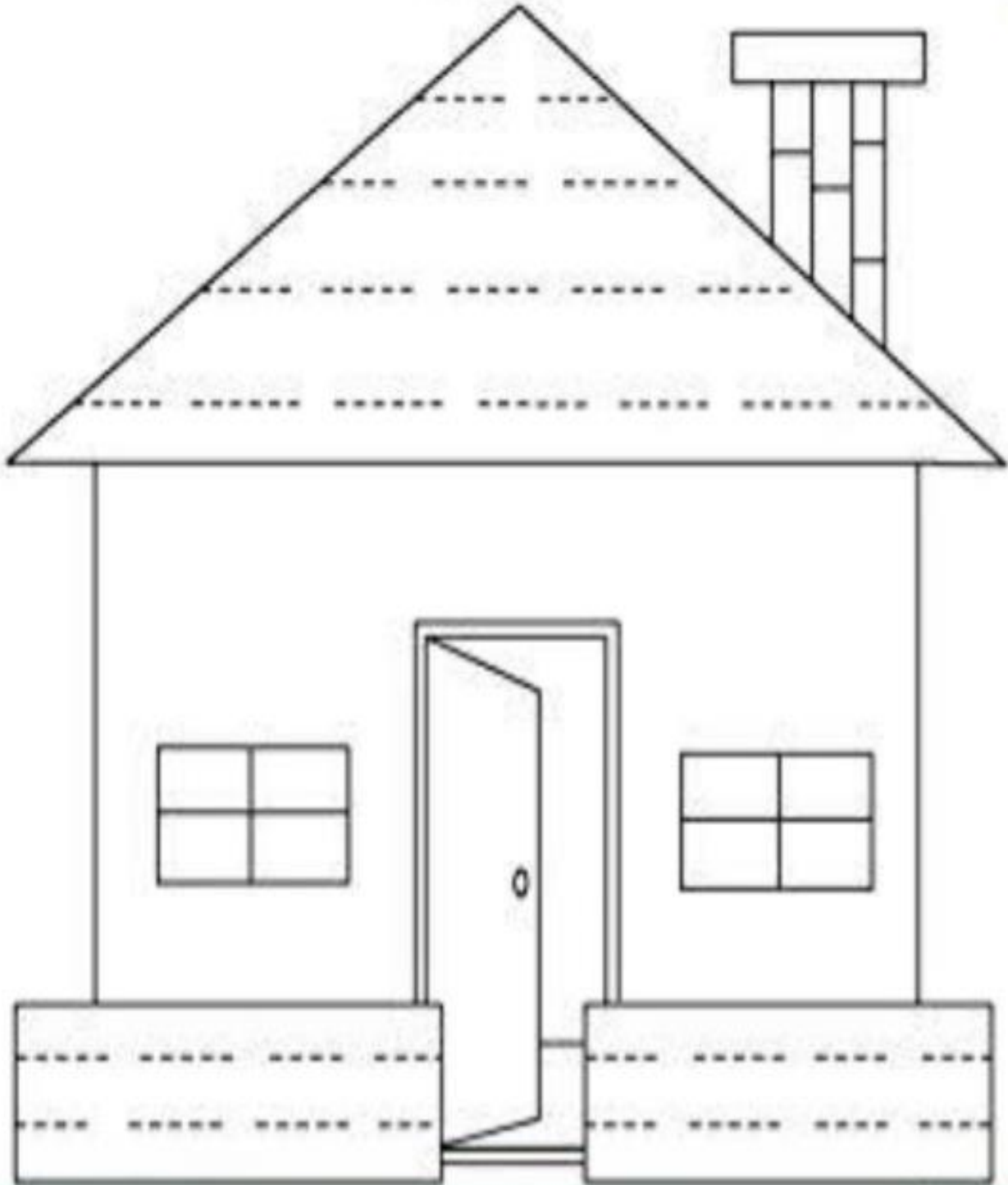
WORKSHEET - 6

FIND, TRACE, COLOUR AND COUNT.




WORKSHEET - 7

Trace the lines from left to right to complete the picture and colour it.



WORKSHEET - 8

TRACE AND COLOUR.





WORKSHEET - 9



FRESH VEGETABLES



Fresh vegetables are packed with essential nutrients that we need to live and grow. Colour them brightly.



WORKSHEET - 10

**Fruits**

Colour the fruits you like to eat.



### **Patterns:-**

- Standing line, Sleeping line, Slanting line and Curve line.
- Make the child practice pattern with the help of crayons.

### **Number work:-**

- Oral counting 1 to 20
- Make it interesting by activities like stringing beads, counting spoons, plates, glasses, toys etc.

### **Vocabulary and conversation:-**

- Picture recognizing
- Encourage your child to converse in English.
- Use of words:- Good morning, good afternoon, good evening, good night , please, thank you, sorry, excuse me and may I.....

### **Role play:-**

- Let your child play the role of ice cream vender, shopkeeper, fruit seller and teacher etc. Let your child choose a role and the parent should play the role of other character. Do this conversation in English.

### **Basic E.V.S.**

- Self - Introduction, parts of body, good manners, colours, name of week days, name of months of year.

### **Handwriting practice:-**

- Hindi (अ से ऊ) & English (Aa, Bb, Cc, Tt, Hh, Ff, Ee) one page every day.

**NOTE: - Bring this note book to class & submit this note book to the class teacher at the end of summer vacations.**

Encourage your child to do following basic activities: -

Let them wind up their toys

Let them eat lunch and breakfast on their own



---

**STAY HOME! STAY SAFE!**

